

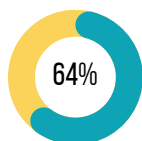


The **LANDSCAPE OF OPPORTUNITY** is an overview of the current state of health disparities and challenges facing California. It serves as a resource for advocates and policymakers alike, highlighting key areas where inequities persist that are ripe for future action to advance health equity.



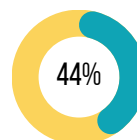
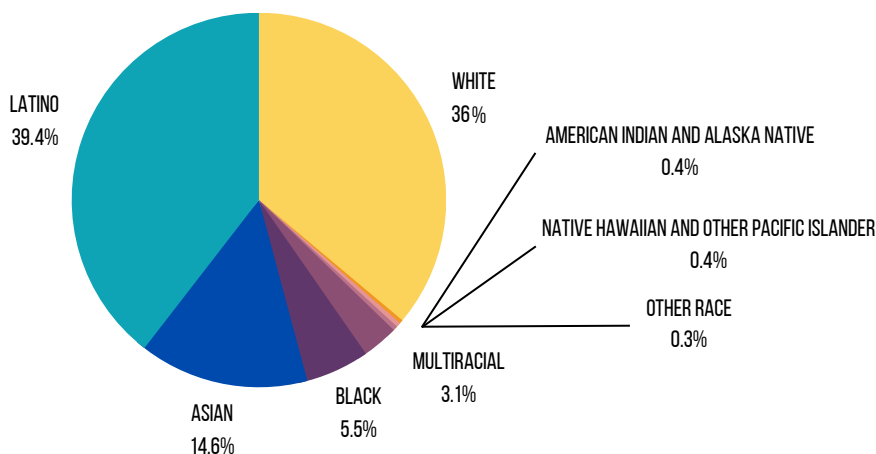
SCAN HERE FOR COMPLETE DOCUMENT AND SOURCES

## SECTION 1: *California's Diverse Communities*



COMMUNITIES OF COLOR COMPRISE 64% OF THE STATE'S 39 MILLION PEOPLE.

PERCENT OF TOTAL CALIFORNIA POPULATION (39 MILLION)



44% OF CALIFORNIANS (≥ 5 YEARS) SPEAK A LANGUAGE OTHER THAN ENGLISH AT HOME.



MORE THAN 1 IN 4 CALIFORNIANS ARE IMMIGRANTS (27%).



46% OF CHILDREN HAVE AT LEAST ONE PARENT WHO WAS BORN IN A COUNTRY OTHER THAN THE U.S.

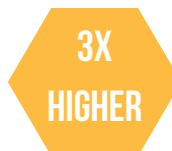
## SECTION 2: *Disparities in Health Status*



MENTAL ILLNESS IS COMMON AMONG PEOPLE INCARCERATED. NEARLY 1 IN 3 FEMALES AND 1 IN 5 MALES.



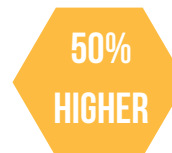
ASTHMA RATES ARE HIGHEST FOR BLACKS, MULTIRACIAL AND AMERICAN INDIAN AND ALASKA NATIVE COMMUNITIES AT 20%.



DIABETES PREVALENCE IS 3X HIGHER FOR THE NATIVE HAWAIIAN PACIFIC ISLANDER COMMUNITY THAN WHITES.



AMERICAN INDIAN AND ALASKA NATIVE (6.8%) AND BLACK (5.3%) COMMUNITIES HAVE THE HIGHEST RATES OF SERIOUS MENTAL ILLNESS.



POOR ORAL HEALTH IS 50% HIGHER FOR BLACK, ASIAN, AND LATINX COMMUNITIES COMPARED TO WHITES.

### SECTION 3: *Inequity in Health Care Delivery*

**44%** felt **community-connected providers** were most helpful when they or a loved one experienced a mental health crisis.

As of July 1, 2022, Medi-Cal began covering community health worker services.



**SUBSTANTIALLY HIGHER**

**BLACK AND AMERICAN INDIAN AND ALASKA NATIVE COMMUNITIES HAVE THE HIGHEST RATES OF PREVENTABLE HOSPITALIZATIONS, 13.8% AND 10.2%, RESPECTIVELY VS. 8.9% FOR WHITES.**

#### What is a preventable hospitalization?

A hospitalization is considered preventable when timely primary care could have maintained a person's health and kept them out of the hospital. It also reflects the social drivers of health, because transportation, housing, ease of communication, and payment for medications are influenced by social factors that impact health.



**NEARLY 1 OUT OF 8 LATINOS STILL LACKS ANY HEALTH INSURANCE.**

#### COVID-19 widened health disparities.

Cumulative statewide data show Native Hawaiian and Pacific Islander communities suffered a COVID-19 case rate 3x that of their White counterparts and a death rate nearly 2x greater. In total, over 64,000 BIPOC (Black, Indigenous, People of Color) lives have been lost to COVID-19.

**CASES  
3X**

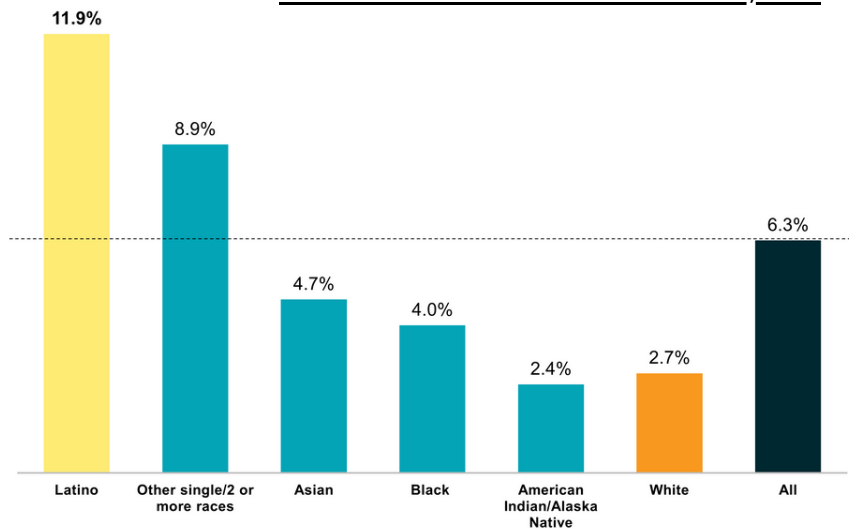
**DEATHS  
2X**

**80% OF  
MEDI-CAL**

COMMUNITIES OF COLOR ARE 64% OF CALIFORNIA'S TOTAL POPULATION, BUT ARE OVER-ENROLLED IN MEDI-CAL (80%, DRIVEN BY BLACK AND LATINO POPULATIONS).

Covering approximately **13 million Californians (1 in 3)**, California's Medi-Cal program for persons with low income is the largest Medicaid program in the country.

#### PERCENT UNINSURED BY RACE/ETHNICITY, 2021



### SECTION 4: *Landscape of the Future*

**ASIAN AND LATINX COMMUNITIES REPORTED THEY ARE SOMETIMES OR NEVER ENGAGED IN VOTING 2X AS OFTEN AS THEIR WHITE COUNTERPARTS.**

**43%  
ASIAN**

**40%  
LATINX**

**21%  
WHITE**

**An engaged community is a healthy community.**

**TOGETHER, WE CAN ENSURE WE NOT ONLY HAVE A VOICE IN THE DEVELOPMENT OF AN IMPROVED PUBLIC HEALTH AND HEALTH CARE SYSTEM BUT ARE COMMITTED LEADERS IN THE MOVEMENT FOR RACIAL JUSTICE AND HEALTH EQUITY.**